

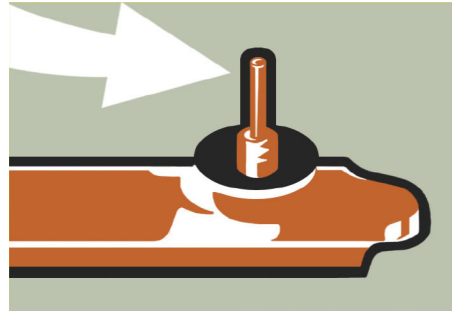
Your Handle Type:

# Peachtree Prado



1

Remove the escutcheon plate from the interior side of the door.




4

Screw on the extension screw.



2

Locate the screw on the back of the escutcheon plate and unscrew.



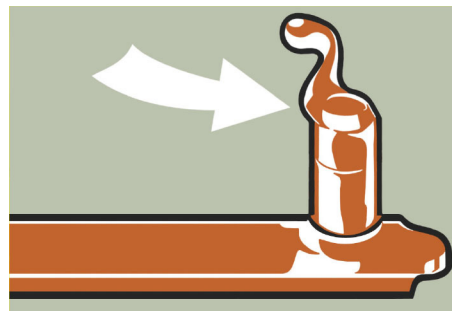
5

Install the extension.



3

Remove the door handle.



6

Install the **door handle**. Tighten the screw on the back of the escutcheon plate so that the handle is secure. Replace the escutcheon plate on the door.